

USER INFORMATION

Personal Protective Equipment

EN166 2001

BBCS, BBIS, BBNS, BBWVG, BBGS, BBUTSM, BBVS, BBVSS2Y, BBVSS2GY, BBPS, BBTS, BBACS, BBAG3S, BBKS, BBSS, BBDS, BBBS, BBAMG, BBUTS, BBOS, BBPGPF, BBPGAF, BBFS, BBFSS2GY, BBFSREM, BBMOS, BBMES, BBLAS.

Screen Sizes: 160mm, 200mm, 250mm, polycarbonate or acetate.

Care & Cleaning: Store at normal room temperature in a box or a locker. Carry in a box, bag or case provided and not unprotected in a packet with other items. Clean with warm soapy water, rinse then dry with a clean lint free cloth or tissue. Check hinge screws, pivots or other moving parts daily, for tightness and security. Disinfect when required with mild household, or medical disinfectant, then rinse off and dry as in previous clause.

CLASSIFICATION

Spectacles: Will protect against basic or low energy impact, but not against dust or liquid splash.

Eyeshields: As for spectacles but some are designed to be worn over non-safety spectacles.

Goggles: Designed for low or medium energy velocity impacts and for those goggles with indirect ventilation also against dust and liquid splash. Gas welding goggles must not be used for electric arc welding.

Browguards and Screens: Protects eyes and face against high velocity impacts or/also liquid splash but not dust.

Life and Period of Use: The shelf life of goods stored in boxes is indefinite. Products stored in good condition at an even ambient temperature should be thoroughly inspected before use. If the products show signs of deterioration after storage they should be replaced.

Packaging: Items to be transported should be packed in the box, bag or case provided and not carried loose with items such as tools or metal objects.

Product Code Markings: Please refer to tables on reverse.

Caution: Optical class three oculars are not intended for long term use.

Users should be aware that the product might cause skin irritation. If this occurs its use should be discontinued and medical advice sought.

Broken products, scratched lenses and items obviously at the end of their useful life must be immediately replaced. If the symbols **F**, **B** or **A** are not common on both ocular and frame, then it is the lower level which shall be assigned to the complete eye protector.

For a face shield to comply with field of use symbol **7**, it shall be fitted with a scale number **2-12** or **3-12** and having a minimum thickness of 1.2mm.

For an eye protector to comply with field of use symbol **8**, both the frame and ocular shall be marked with this symbol together with one of the symbols **F**, **B** or **A**.

A warning that eye protectors against high speed particles worn over standard ophthalmic spectacles may transmit impacts, thus creating a hazard to the wearer.

A note to instruct that if protection against high speed particles at extremes of temperature is required then the selected eye protector should be marked with the letter T immediately after the impact letter, i.e. **FT**, **BT** or **AT**. If the impact letter is not followed by the letter T then the eye protector shall only be used against high speed particles at room temperature.

B-BRAND

P.O. Box 13636
West Bromwich
B70 1BQ

INSPEC Certification Limited

Upper Wingbury Courtyard, Wingrave, Aylesbury
Buckinghamshire, HP22 4LW, UK.
Notified Body NO. 0194

SATRA HOUSE

Rockingham Road, Kettering, Northants, NN16 9JH
United Kingdom
Notified Body NO. 0194

DIN CERTO

Augenschutz Persönliche Schutzausrüstung
Notified Body 0196

SAI GLOBAL ASSURANCE SERVICES LTD.

Winterhill House, Snowdon Drive, Milton Keynes,
MK6 1AX. United Kingdom.
Notified Body NO. 2056

| Optical Class | Spherical Refractive Power D1 + D2 m-1 | Astigmatic Refractive Power /D1 + D2/ m-1 | Difference in Prismatic Refractive Power | | |
|---------------|--|---|---|------|----------|
| | | | Horizontal | | Vertical |
| | | | cm/m | cm/m | cm/m |
| 1 | ±0.06 | 0.06 | 0.75 | 0.25 | 0.25 |
| 2 | ±0.12 | 0.12 | 1.00 | 0.25 | 0.25 |
| 3 | +0.12 -0.25 | 0.25 | 1.00 | 0.25 | 0.25 |

Note: D1 and D2 are the refractive powers in the two principle meridians.
*The axes of the principal meridians of the two ocular shall be parallel within ±10°

Code for Impact

S Increased Robustness

F Low Energy Impact

B Medium Energy Impact

A High Energy Impact







Symbols for fields of use:

| SYMBOL | DESIGNATION | DESCRIPTION OF THE FIELD OF USE |
|-----------|------------------------------|---|
| No Symbol | Basic Use | Unspecified mechanical hazards and hazards arising from ultraviolet, visible, infrared and solar radiation. |
| 4 | Liquids | Liquids (droplets or splashes). |
| 5 | Large Dust Particles | Dust with a particle size of greater than 5µm. |
| 6 | Gas and Fine Dust Particles | Gases, vapours, sprays, smoke and dust with a particle size less than 5µm. |
| 7 | Short Circuit Electrical Arc | Electrical arc due to a short circuit in electrical equipment. |
| 9 | Molten Metals and Hot Solids | Splashes of molten metals and penetration of hot solids. |

| | | |
|--|---|---|
| N | Anti-Mist | EN166 Standard Number for Personal Eye Protection - Specifications Welding shades will be identified by shade density number prior to manufacturers identification mark. |
| Infrared | 4 precedes shade code for infrared filters. | |
| Ultra Violet | 3 precedes shade code for ultra violet filters. | |
| The Scale 5-3.1 grey lens provides protection against sun glare. The 2C-3 yellow lens provides protection against UV light such as sun lamps for Solaria. | | |

 For identification for B-BRAND

Marking on Spectacles: Ocular -  1F
Frame -  EN166 - F C E

Marking on Goggles: Ocular -  1N
Frame -  EN166 - B C E
Ocular -  1FN
Frame -  EN166 - F C E
Ocular -  1B.9
Frame - C E  EN166 3.4.9.